

25.0 NO REPORT GATHERING

No Report Gathering: The No Report Gathering section allows the user to check a box in the **Site Controller Section** of the Command Center software so that certain controllers can be singled out, and contacted on an as needed basis. This limits communication time and costs with certain types of communications.

1. From the toolbar at the top of the screen select **Central Reports** then scroll down to **No Report Gathering** and click on it (Figure 25.0.1).



Figure 25.0.1

Note: This will take you to the “**No Report Gathering**” screen (Figure 25.0.2).

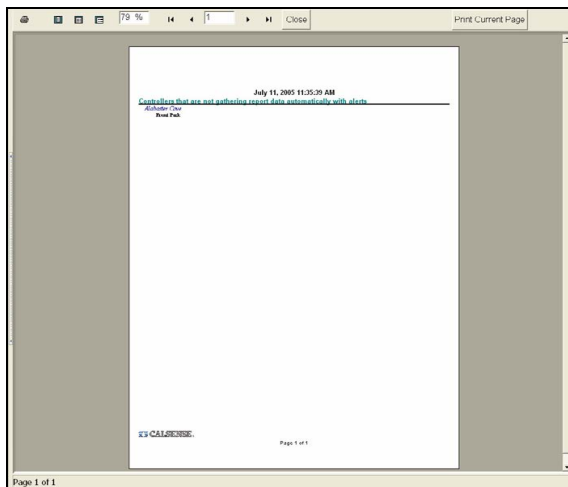


Figure 25.0.2

SEE “HOW TO PRINT REPORTS” SECTION FOR MORE INFORMATION.

SEE LAST PAGE OF THIS SECTION FOR FULL PAGE REPORT.

25.1 NO REPORT GATHERING REPORT CONTENTS

The following is a list of every item on the “**No Report Gathering**” report (Figure 25.0.2).

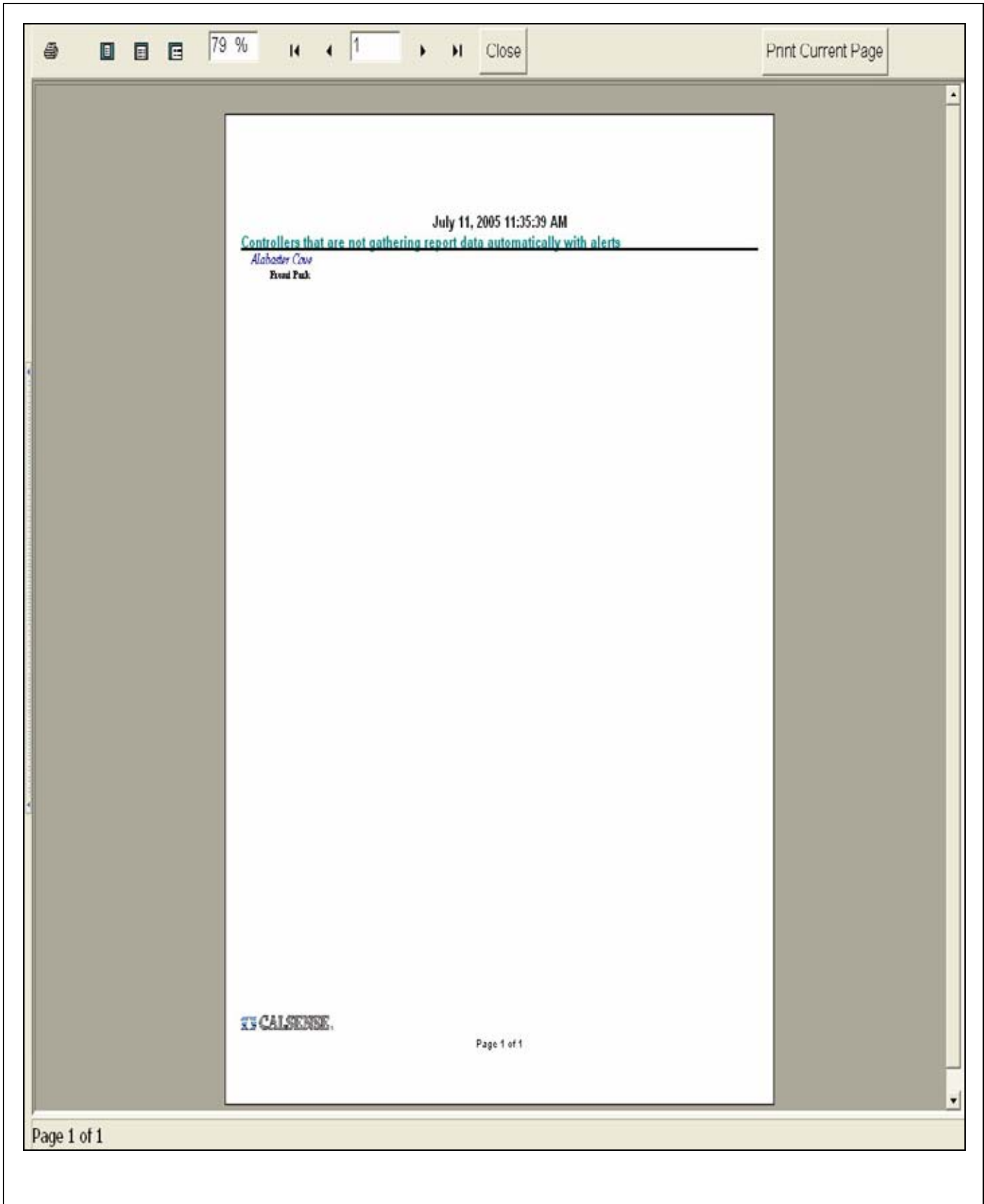
Date and Time: This shows the date and time that you requested the report. If you decide to print the report this gives you a way in which to file chronologically.

Site Name: Each site name will appear to the left of the list in colored font.

Controller Name: The controller names will be listed directly under the site that they are a part of. They will appear in alpha-numeric sequence and are in bold font.

Note: To enable report gathering for a controller in this list you must go to **Site / Controller setup** in the toolbar and check the box next to **Automatically retrieve controller report data with alerts**.






The screenshot shows a PDF viewer window with a toolbar at the top containing icons for search, zoom, and navigation. The zoom level is set to 79%. The page content includes a date and time stamp, a title, and a subtitle.

July 11, 2005 11:35:39 AM

Controllers that are not gathering report data automatically with alerts


Alabaster Cove

Event Pack

 CALSENSE.

Page 1 of 1

Page 1 of 1



making water work

since 1986